







“Oye” Choreography



Try adding these fun dance movements to “Oye,” or make up your own!

Watch  “Oye” Choreography to see a video of students singing and dancing to “Oye.”

During the Verses	Chorus Lead-In	Chorus	
	Escúchalos Escúchalos Ellos te llaman	Oye, are you listening Oye, can you hear them calling	We are calling to you
 		 	
	<ul style="list-style-type: none"> • Start with both arms at your sides. • On the first “Escuchalos,” scoop your one hand up in front of you. • On the second “Escuchalos,” scoop your other hand up in front of you. • On “Ellos te llaman,” lower both arms back to your sides. 	<ul style="list-style-type: none"> • Turn to the side with both arms out. • Turn back to the front and place your hand at your ear. • Repeat on the other side. 	<ul style="list-style-type: none"> • Place both arms straight up over your head. • Float your arms back down to your sides.