









“Oye” Choreography



Try adding these fun dance movements to “Oye,” or make up your own!
Watch  “Oye” Choreography to see a video of students singing and dancing to “Oye.”

During the Verses	Chorus Lead-In	Chorus	
		Escúchalos Escúchalos Ellos te llaman	Oye, are you listening Oye, can you hear them calling
 	 	 	
<ul style="list-style-type: none"> • Alternate from one side to the other. • Step out, step together, step out, clap. • Repeat steps in the opposite direction. 	<ul style="list-style-type: none"> • Start with both arms at your sides. • On the first “Escúchalos,” scoop your one hand up in front of you. • On the second “Escúchalos,” scoop your other hand up in front of you. • On “Ellos te llaman,” lower both arms back to your sides. 	<ul style="list-style-type: none"> • Turn to the side with both arms out. • Turn back to the front and place your hand at your ear. • Repeat on the other side. 	<ul style="list-style-type: none"> • Place both arms straight up over your head. • Float your arms back down to your sides.