

CARNEGIE HALL
Weill Music Institute

Big Note, Little Note

Songbook



Scan here to listen to our Big Note, Little Note original songs!

¡Escanea aquí para escuchar nuestras canciones originales de Big Note, Little Note!



soundcloud.com/carnegiehall/sets/big-note-little-note

Lead funding for Early Childhood Programs is provided by Carnegie Corporation of New York.



Major support is provided by Ardian US Foundation.

Little Flowers (Big Note, Little Note Theme Song)

By Saskia Lane

Big Note, Little Note

We can't wait to watch you grow
And show us everything you know

We're gonna clap [clap, clap], and stomp [stomp, stomp],
and sing

We'll create new melodies

We're gonna find new rhythms that groove

Gonna find new ways to move

While we watch our little flowers bloom

We're Big Note, Little Note

From our heads [touch head] down to our toes [touch toes]
So grab a hat, and grab a coat, let's go!

We're gonna jump [jump/lift/bounce], and dance [dance
pose!], and play

We'll find our own new way

To connect and soothe

Singing aahs and oohs

While we watch our little flowers bloom

While we watch our little flowers bloom

While we watch our little flowers as they bloom!

🎵 Music Moment 🎵

Welcome to Big Note, Little Note! Throughout this songbook, you'll find music moments with new ideas to try for each song.

For this song, follow the movements in **purple**. You can also try adding in words that are meaningful for you and your baby. For example:

"Grab a **stuffy**, and grab a **blanket**. Let's go!"

"Grab a **shaker**, and grab a **drum**. Let's go!"

"Grab **some paper**, and grab **some crayons**. Let's go!"

All of the songs in this book can be used to explore our Big Note, Little Note weekly themes. Themes that are especially fitting will be listed on each page.

🎵 Momento Musical 🎵

¡Le damos la bienvenida al cancionero Big Note, Little Note! A lo largo de este cancionero, encontrarás momentos musicales con nuevas ideas para probar en cada canción.

Para esta canción, sigue los movimientos en morado. También puede intentar agregar palabras que sean significativas para usted y su bebé. Por ejemplo:

"Grab un **peluche**, and grab una **manta**. Let's go!"

"Grab un **sonajero**, and grab un **tamborcito**. Let's go!"

"Grab una **hoja de papel**, and grab **algunos crayones**. Let's go!"

Todas las canciones de este libro se pueden usar para explorar nuestros temas semanales de Big Note, Little Note. Los temas que sean especialmente apropiados se enumerarán en cada página.

Ba Ba Ba Balloon

By Saskia Lane

Ba ba ba balloon
Flying overhead
Red, yellow, green, blue
Purple and orange, too
Ba ba ba balloon
Floating high above
Cars and skyscrapers
Saying hi to the neighbors **[Waving to all]**
Hola! Salut! Ciao!

We get caught in the trees
Uh-oh, uh-oh
Uh-oh, uh-oh
[Slowly lifting baby up, up, up]
But the wind blows us
Higher, out of the trees
Into the sky
[Briefly bring baby back down and then up, up, up for a second time]
And oh, how it helps us
Climb up, floating fast
And we rise
[Bring baby back down to ground]

Ba ba ba balloon
Flying overhead
Red, yellow, green, blue
Purple and orange, too
Ba ba ba balloon
Sailing on a cloud **[make a wave motion with one hand]**
Travel the world round **[bring hands together to make a circle]**
Our feet lifting off the ground
[Repeat lifting baby slowly up]


We get caught in the trees
Uh-oh, uh-oh
Uh-oh, uh-oh
[Slowly lifting baby up, up, up]

But the wind blows us
Higher, over of the trees
Into the sky
And oh, how it helps us
Climb up, floating fast
And we rise

[With each “ba ba ba balloon”, we gently lift baby up and down]

Ba ba ba balloon
Ba ba ba balloon
Ba ba ba balloon ... POP!
[Gently lower baby slowly down]
And we float
Down, down, down
Down, down, down
Down, down, down
Down, down, down, down
[Lift baby up again, and slowly lower down for second time]

And we float
Down, down, down
Down, down, down
Down, down, down
Down, down, down, down
Until we're back on the ground
[Once child is safely back on the ground, blow a kiss to end]



Music Moment

Follow the movement instructions in **purple** to lift your baby up and down. As they grow, you can let them lead the motions by lifting their hands to the sky or reaching down to the floor, standing up and sitting down, etc.

This song is great to use when exploring language and brain-building.

Momento Musical

Siga las instrucciones de movimiento que se muestran en **púrpura** para mover a su bebé hacia arriba y hacia abajo. A medida que crecen, puedes dejar que lideren los movimientos levantando las manos hacia el cielo o estirándose hasta el suelo, poniéndose de pie y sentándose, etc.

Esta canción es genial para usar cuando se explora el idioma y el desarrollo del cerebro.

Baby Boo

By Juana Luna

Baby is gone, baby is gone
Where are you, Baby Boo?
Maybe hiding in the clouds
Maybe shining like a star
Maybe you're hiding behind the rainbow
While the sky is blue, so ... where are you?
Peek-a-boo!

Peek-a-boo! Oo oo oo oo oo,
I found you, Baby Boo
Peek-a-boo! Oo oo oo oo oo,
I found you, my Baby Boo

Baby is gone again, baby is gone
Where are you, Baby Boo?
Maybe hiding behind a tree
Maybe chasing a beautiful bee
Maybe you're floating like a balloon
While the air is cool, so ... where are you?
Peek-a-boo!

Peek-a-boo! Oo oo oo oo oo,
I found you, Baby Boo
Peek-a-boo! Oo oo oo oo oo,
I found you, my Baby Boo

Baby is gone again, baby is gone
Where are you, Baby Boo?
Maybe hiding within the fog
Maybe jumping like a frog
Maybe you're feeling the cold night dew
And the lovely moon, so ... where are you?
Peek-a-boo!

Peek-a-boo! Oo oo oo oo oo,
I found you, Baby Boo
Peek-a-boo! Oo oo oo oo oo,
I found you, my Baby Boo
My Baby Boo, my Baby Boo
Peek-a-boo!

🎵 Music Moment 🎵


Peek-a-boo is a classic game to play with little ones as they develop object permanence. As you play, babies are also learning how to have a back-and-forth conversation with you—also known as serve-and-return interactions.

This song is great to use when exploring movement, play, connection, brain-building, and rhythm.

🎵 Momento Musical 🎵

Peek-a-boo es un juego clásico para jugar con los más pequeños a medida que desarrollan la permanencia de los objetos. A medida que juegas, los bebés también aprenden a tener una conversación de ida y vuelta contigo, también conocida como interacciones de servir y devolver.

Esta canción es ideal para usar cuando se explora el movimiento, los juegos, la conexión, el desarrollo del cerebro, y el ritmo.



Círculos

By Juana Luna

Círculos, círculos hace mi bicicleta
Círculos, círculos con mis piernas
Círculos, círculos, como la luna y el sol
Círculos, círculos, luna y sol, sol, sol

Abro los brazos y los cierro
Unas cosquillas en los pies
Ahora viene el viento,
Ahora preparo a mi bebé
Para un ... ¡Giro!

Círculos, círculos hace mi bicicleta
Círculos, círculos como los planetas
Círculos, círculos, como la luna y el sol
Círculos, círculos, luna y sol, sol, sol

Voy para arriba y para abajo
unos besitos en los pies **[blow kisses]**
cae la lluvia desde el cielo **[whoosh!]**
y la bocina del bebé
hace ... ¡Pip, pip! ¡Pip, pip!

Círculos, círculos hace mi bicicleta
Círculos, círculos como las galletas
Círculos, círculos, como la luna y el sol
Círculos, círculos, luna y sol, sol, sol

Ahora los círculos van muy lento
inflo las ruedas con los pies **[blow]**
acomodo mi cuerpo
y los vecinos dicen:
¡Buenos días! ¡Buenos días, vecinos!

Círculos, círculos hace mi bicicleta
Círculos, círculos con mis piernas
Círculos, círculos, como la luna y el sol
Círculos, círculos, luna y sol

Luna y sol, sol, sol
Luna y sol

Music Moment

Lay your baby down for the chorus. Hold their feet and bicycle their legs. You can try different speeds (singing faster or slower) depending on what feels comfortable for your baby.

These movements support the development of baby's leg muscles and can also benefit the baby's digestion!

This song is great to use when exploring movement, play, soothing, language, brain-building, and rhythm.

Momento Musical

Acueste a su bebé para el coro. Sostenga los pies de su bebé y, luego, muévale las piernas como si estuviera pedaleando. Puede probar diferentes velocidades (cantar más rápido o más lento) dependiendo de lo que le resulte cómodo a su bebé.

Estos movimientos favorecen el desarrollo de los músculos de las piernas del bebé y también pueden beneficiar la digestión del bebé.

Esta canción es ideal para usar cuando se explora el movimiento, los juegos, la calma, el idioma, el desarrollo del cerebro, y el ritmo.

Round, Round

By Juana Luna

Round, round, round, round
Goes my bicycle
Round, round, round, round
Bicycle
Round, round, round, round
Like the moon and the sun
Round, round, round, round
Moon and sun, sun, sun

Open your arms and shut them
Now the wind blows on your face
Get some tickles on your toes
Now we get ready to ring the bell ...
Ding, ding! Ding, ding!


Round, round, round, round
Goes my bicycle
Round, round, round, round
Bicycle
Round, round, round, round
Like the cookies and the sun
Round, round, round, round
Moon and sun, sun, sun

Now we go up and now we go down
Get some kisses on your feet [blow kisses]
Now the rain falls from the sky [whoosh!]
And we get ready to freeze
And ... freeze!

Round, round, round, round
Goes my bicycle
Round, round, round, round
Bicycle
Round, round, round, round
Like the planets and the sun
Round, round, round, round
Moon and sun, sun, sun

Now the circles go very slow
The tires need air, they are so low [blow]
Balance the body to-and-fro
And look! The neighbors are saying hello!
Hello neighbors! Hello!

Round, round, round, round
Goes my bicycle
Round, round, round, round
Bicycle
Round, round, round, round
Like the planets and the sun
Round, round, round, round
Moon and sun, sun, sun
Moon and sun, sun, sun
Moon and sun



Music Moment

What other circular things do you know that go round and round? Try swapping in your own words, like this:

Round, round, round, round
Like the **bubbles** and the sun
Round, round, round, round
Bubbles and sun, sun, sun

(The example above might be fun to sing during bathtime, too!)

This song is great to use when exploring movement, play, soothing, language, brain-building, and rhythm.

Momento Musical

¿Qué otras cosas circulares conoces que den vueltas y vueltas? Intente intercambiar con sus propias palabras, así:

Círculos, círculos
Como las **burbujas** y el sol
Círculos, círculos
Burbujas y sol, sol, sol

(¡El ejemplo anterior también puede ser divertido de cantar durante la hora del baño!)

Esta canción es ideal para usar cuando se explora el movimiento, los juegos, la calma, el idioma, el desarrollo del cerebro, y el ritmo.

Deep Breath

By Nasimiyu Murumba

How big, how big this baby's grown
How tall, how high she reaches
How big, how big this baby's grown
How tall, how high she stretches

Can you touch the treetops with your fingertips?
Can you pick a flower? Let's give it a sniff

Give it a deep, deep, deep breath in
And then a deep, deep, deep breath out
We'll take a deep, deep, deep breath in
And then this time out on, "Ahh!"

How big, how big this baby's grown
How tall, how high she reaches
How big, how big this baby's grown
How tall, how high she stretches

Can you blow a bubble? How big will it go?
Here's your wand, let's give it a nice big, long blow

We'll take a deep, deep, deep breath in
And then a deep, deep, deep breath out
We'll take a deep, deep, deep breath in
And then this time out on, "Ahh!"

Music Moment

As you sing each line, mimic the behavior that you are singing. For example:

"Touch the treetops with your fingertips." Reach up as high as you can!

"Pick a flower, give it a sniff." Pretend to pluck the flower from the ground, and breathe in through your nose.

This song is great to use when exploring soothing and connection.


Momento Musical

A medida que canta cada línea, imite el comportamiento que está cantando. Por ejemplo:

"Touch the treetops with your fingertips." ¡Alcanza lo más alto que puedas!

"Pick a flower, give it a sniff." Imagina arrancar la flor del suelo y respira por la nariz.

Esta canción es ideal para usar cuando se explora la calma y la conexión.



Everything Is

By Juana Luna

Tip tap, tip tap
The sound of the raindrops on the window
The window
Take some time to hear the sound

Bright, bright, bright, bright
The light of the sun
Creates a rainbow
A rainbow
Take some time to look around

Flip flap, flip flap
The birds fly above us, making circles
Making circles
Take some time to flip and flap

Now everything is all right
Around me
Around you
Around me and you

Now everything is all right
Around you
Around me
Around you and me

Sniff, sniff, sniff, sniff
The wind brings the fresh breeze from the ocean
The ocean
Breathe it in **[breath in]** and breathe it out **[breath out]**

Squish squish, squish squish
The clouds are fluffy and soft like cotton
Like cotton
Feel their softness with your hands

Mix, mix, mix, mix
My grandma is home baking some sweet scones
Sweet scones
Take a bite, give them a try

Now everything is all right
Around me
Around you
Around me and you

Now everything is all right
Around you
Around me
Around you and me

Music Moment

Singing is a great way to connect with your baby and to soothe yourself as their parent or caregiver. Take a moment for a deep breath when you sing that everything is alright.

As you sing to your baby, slow the song down and rock them. At bedtime, try singing the song getting quieter and quieter throughout, until it's almost a whisper.


This song is great to use when exploring soothing, connection, brain-building, and rhythm.

Momento Musical

Cantar es una excelente manera de conectarse con su bebé y de tranquilizarse como su padre o cuidador. Tómase un momento para respirar profundamente cuando cantes que todo está bien.

Mientras le cantas a tu bebé, baja la velocidad de la canción y mécelo. A la hora de acostarse, intente cantar la canción cada vez más bajo, hasta que sea casi un susurro.

Esta canción es ideal para usar cuando se explora la calma, la conexión, el desarrollo del cerebro, y el ritmo.



If I Were an Animal

By Saskia Lane

If I were an animal, what would I be?
A big blue whale or a bumblebee? Oh
If I were an animal, where would I roam?
Would land or sky be my home?
If I were a bird, how would you greet me? **[tweet, tweet!]**
If I were a cat, could I sit upon your knee? **[meow!]**
If I were a monkey, would I swing up in the trees?

I'm gonna learn to fly higher than the moon
I'm gonna swim deep down to the ocean ground and soon
All the mysteries the world has to see, I'll hold them up close
for you and me, ooh

If you were an animal, how would it feel
To run as fast as a racecar's wheel? Oh
If you were an animal, what would you choose?
Would you sprint across a field or have a bird's eye view?
If you were a lion, would you stop and say hello? **[roar!]**
If you were a penguin, could we play out in the snow?
[waddle, waddle!]
If you were a butterfly, would you sparkle like a rainbow?

You're gonna learn to fly higher than the moon
You're gonna swim deep down to the ocean ground and soon
All the mysteries the world has to see, you'll hold them up close
close for you and me, ooh

If we were all animals, how happy would we be
To make new friends in good company?

We're gonna learn to fly higher than the moon
We're gonna swim deep down to the ocean ground and soon
All the mysteries the world has to see, we'll hold them up close
close for all to see
Holding them close for you and me, ooh, ooh

Music Moment


Follow the animal sounds in **purple**. Learning animal sounds can support a foundation for speech and language development. Experiment with this song by adding your favorite animals and making their sounds!

This song is great to use when exploring movement, play, language, and brain-building.

Momento Musical

Siga los sonidos de los animales en **púrpura**. El aprendizaje de los sonidos de los animales puede sentar las bases para el desarrollo del habla y el lenguaje. ¡Experimenta con esta canción agregando tus animales favoritos y haciendo sus sonidos!

Esta canción es ideal para usar cuando se explora el movimiento, los juegos, el idioma, y el desarrollo del cerebro.



Ten Little Things

By Patrick Thompson

One little heart that beats so full of love
Two little hands that I cannot hold enough
Three little winks from your blinking, twinkling eye
Four little fingers before we get to five
Six little wheels on our broken roller skates
Seven little stars in the big dipper out in space
Eight little berries that we pluck off from the vine
And now our mouths are full as we try to both say, “nine”
Nine little things, we can count them all again
And before this song is over, I bet we’ll count to ten
(2x)

One, two, three, four words to say, “I love you more and more and more and more”
Five, six, seven, eight, nine, oh, what a crime,
Let’s count ’em up before it gets too late

One little heart that beats so full of love
Two little hands that I cannot hold enough
Three little winks from your blinking, twinkling eye
Four little fingers before we get to five
Six little wheels on our broken roller skates
Seven little stars in that big dipper out in space
Eight little berries that we pluck off from the vine
And now our mouths are full as we try to both say, “nine”
So many things, we could count them all again
But now our song is over. It’s done! And we can count to
One, two, three, four, five, six, seven, eight, nine, ten!

Music Moment

Counting on fingers can help baby develop fine motor skills. If you want to take things to the next level, try singing the numbers in different languages.

“**Un** little heart that beats so full of love,
Deux little hands that I cannot hold enough,
Trois little winks from your blinking, twinkling eye ...”

This song is great to use when exploring movement, play, soothing, connection, language, brain-building, and rhythm.

Momento Musical

Contar con los dedos puede ayudar al bebé a desarrollar la motricidad fina. Si quieres llevar las cosas al siguiente nivel, intenta cantar los números en diferentes idiomas.

“**Un** little heart that beats so full of love,
Deux little hands that I cannot hold enough,
Trois little winks from your blinking, twinkling eye ...”

Esta canción es ideal para usar cuando se explora el movimiento, los juegos, la calma, la conexión, el idioma, el desarrollo del cerebro, y el ritmo.

Tom the Monkey

By Horacio Martinez

Tom the Monkey loves to play and dance
Watch him move, he shakes and waves his hands
Swinging arms and tapping feet on beat
Now we'll clap, so follow me

One, two
One, two, three, one, two, three
One, two, three, four, go again!

One, two
One, two, three, one, two, three
One, two, three, four, go!

We'll pretend that we are great rock stars
Playing beats on my guitar is fun
And we'll dance a lively waltz on three
We are learning many beats

One, two
One, two, three, one, two, three
One, two, three, four, go again!

One, two
One, two, three, one, two, three
One, two, three, four, go!

Tom the Monkey likes to play the drums
He is teaching us and having fun
Listen closely and you'll hear them, too
Beats are everywhere for me and you

Tom the Monkey loves to play and dance
Watch him move, he shakes and waves his hands
Swinging arms and tapping feet on beat
Now we'll clap, so follow me

One, two
One, two, three, one, two, three
One, two, three, four, go again!

One, two
One, two, three, one, two, three
One, two, three, four, go!

Tom the Monkey likes to play the drums
He is teaching us and having fun
Listen closely and you'll hear them, too
Beats are everywhere for me and you

Beats are everywhere for me and you
Beats are everywhere for me and you!

Music Moment

Swap in your baby's name to make them the star of this song! You can sing about any activities that they enjoy.

“**[Name]** the Baby likes to bounce and laugh”

“**[Name]** likes to read and sleep”

This song is great to use when exploring movement, play, connection, brain-building, and rhythm.

Momento Musical

¡Cambia el nombre de tu bebé para convertirlo en la estrella de esta canción! Puedes cantar sobre cualquier actividad que disfruten.

“**[Nombre]** the Baby likes to bounce and laugh”

“**[Nombre]** likes to read and sleep”

Esta canción es ideal para usar cuando se explora el movimiento, los juegos, la conexión, el desarrollo del cerebro, y el ritmo.



Upside Down

By Nasimiyu Murumba

I know somebody who's going upside down
I know somebody who's going upside down
I know somebody who's going upside down
And they look a little something like you

I know somebody who likes to spin around
I know somebody who likes to spin around
I know somebody who likes to spin around
And they look a little something like you

I know somebody, I know somebody,
I know somebody ticklish
I know somebody, I know somebody
Tickle-ickle-pickle-ickle-shmicklish!

I know somebody who's going upside down
I know somebody who's going upside down
I know somebody who's going upside down
And they look a little something like you

I know somebody who's stomping on the ground
I know somebody who's stomping on the ground
I know somebody who's stomping on the ground
And they look a little something like you

I know somebody, I know somebody,
I know somebody wiggly
I know somebody, I know somebody
Wiggle-iggle-piggle-iggle-shmiggly!

I know somebody who's going upside down
I know somebody who's going upside down
I know somebody who's going upside down
And they look a little something like you
And they look a little something like you
Oh, well, they look a little something like you!

Music Moment

When your baby is little, gently rock them upside down during this song. As they get bigger, help them lead the movements by standing and touching their toes to go “upside down.” Let the movements evolve as your little one grows!

This song is great to use when exploring movement, play, and brain-building.

Momento Musical

Si puede cargar a su bebé, mézalo suavemente boca abajo durante esta canción. A medida que crezca, fomente que él mismo protagonice los movimientos, poniéndose de pie y tocándose los dedos de los pies para ir “boca abajo.” ¡Permita que los movimientos evolucionen a medida que su pequeño crezca!

Esta canción es ideal para usar cuando se explora el movimiento, los juegos, y el desarrollo del cerebro.


Sing to Your Baby

Your baby loves to hear your voice, and the more words you sing to your baby, the better you two can bond. Research shows that singing songs will also help support your baby's brain development and language skills. Here are some ways to continue making music together:

- Take time to look into your baby's eyes and sing directly to him or her. You can do this at bedtime, at bathtime, at playtime, during family visits, and even during many kinds of daily activities, like riding the subway, doing laundry, and taking a walk.
- Singing the same song over and over can help calm your baby and provide feelings of safety.
- Sing a song you remember, or make up new words to a song you know.
- Is your baby being fussy? Singing silly songs or making silly sounds can help get your baby's attention.
- Here are some topics you can sing about to your baby:
 - Your baby's name
 - The names of people who love your baby
 - Your baby's favorite toy
 - Dreams and wishes
 - Nature (e.g., stars, moon, animals)
 - What did you and your baby do today? What will you do tomorrow?
 - Your favorite things to do together
 - Things you love about your baby

Visit talkingisteaching.org for more resources about the benefits of talking, reading, and singing to your baby.

Developed in partnership with




Cántele a Su Bebé

Su bebé ama oír su voz y, mientras más palabras le cante a su bebé, mejor puede ser el vínculo entre ustedes. ¡Las investigaciones demuestran que cantar canciones además ayuda a desarrollar el cerebro y las habilidades lingüísticas de su bebé! Estas son algunas formas de seguir haciendo música juntos:

- Tómese el tiempo para mirar los ojos de su bebé y cantarle directamente a él o ella. Puede hacer esto a la hora de acostarlo, a la hora del baño, al momento de jugar, durante las visitas familiares, o incluso durante varios tipos de actividades diarias, como tomar el metro, lavar la ropa, o dar un paseo.
- Cantar la misma canción una y otra vez puede ayudar a calmar a su bebé y hacer que se sienta seguro.
- Cante una canción que recuerde o invente nuevas palabras para una canción que conozca.
- ¿Su bebé está siendo quisquilloso? Cantar canciones graciosas o hacer sonidos graciosos puede ayudar a llamar la atención de su bebé.
- Estos son algunos temas sobre los que usted le puede cantar a su bebé:
 - El nombre de su bebé
 - Los nombres de las personas que aman a su bebé
 - El juguete favorito de su bebé
 - Sueños y deseos
 - Naturaleza (p. ej., las estrellas, la luna, los animales)
 - ¿Qué hicieron su bebé y usted hoy? ¿Qué harán mañana?
 - Sus actividades favoritas para hacer juntos
 - Las cosas que ama de su bebé

Visite la página web talkingisteaching.org para obtener más recursos sobre los beneficios de hablar, leer, y cantar a su bebé.

Developed in partnership with




What's Next after Big Note, Little Note?

- Keep singing with your little one! You can always come back to this book, and you can even try writing more of your own songs. See how you and your child can continue to have Music Moments of connection and play after these 10 weeks conclude!
- Find more songs you can listen to, create, and sing together at carnegiehall.org/families.
- Join us for future family events at Carnegie Hall! Visit carnegiehall.org/FamilyEvents for more information.

¿Qué Sigue después de Big Note, Little Note?

- ¡Sigue cantando con tu peque! Siempre puedes volver a este libro, e incluso puedes intentar escribir más de tus propias canciones. ¡Vea cómo usted y su hijo pueden continuar teniendo Momentos Musicales de conexión y juego después de que concluyan estas 10 semanas!
- Encuentra más canciones que pueden escuchar, crear y cantar juntos en carnegiehall.org/families.
- ¡Únase a nosotros para futuros eventos familiares en el Carnegie Hall! Visite carnegiehall.org/FamilyEvents para obtener más información.





carnegiehall.org/BigNoteLittleNote